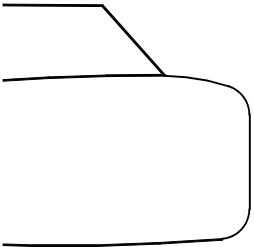
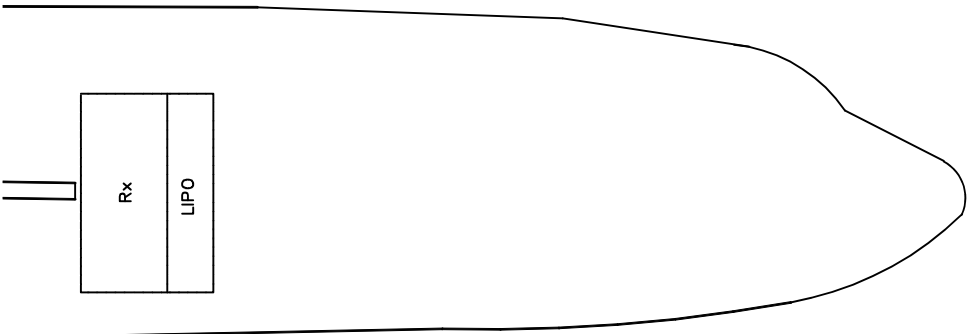


FOR REFERENCE ONLY.  
8. CUSTOM PLOT SCALE 1 INCH = 25.4mm.




2x



ed

2mm Jet Airliner	AA JET	
	SHEET 1 OF .	
	AEROACE JETS THREAD	COMPUTER GENERATED DR



7

7

+

+

		D R
	<div>NOTES:</div> <div>1. 2MM DUPRON USED FOR CONSTRUCTION.</div> <div>2. ORIGINAL 14 INCH 2MM SKETCH BY MIKE CROSS REDRAWN WITH PERMISSION.</div> <div>3. LIPO AND Rx ARE MOUNTED ON OPPOSITE SIDES OF FUSELAGE.</div> <div>4. USE RUBBER BAND TO HOLD BATTERY TO DETERMINE BEST FLIGHT LOCATION.</div> <div>5. Rx ANTENNA ROUTES ALONG SIDE OF FUSELAGE.</div> <div>6. MOTORS MOUNT ON BOTTOM OF WING USING AA MOTOR MOUNTS.</div> <div>7. CENTER LINES SHOWN ON WINGS FOR REFERENCE ONLY.</div>	
		A1